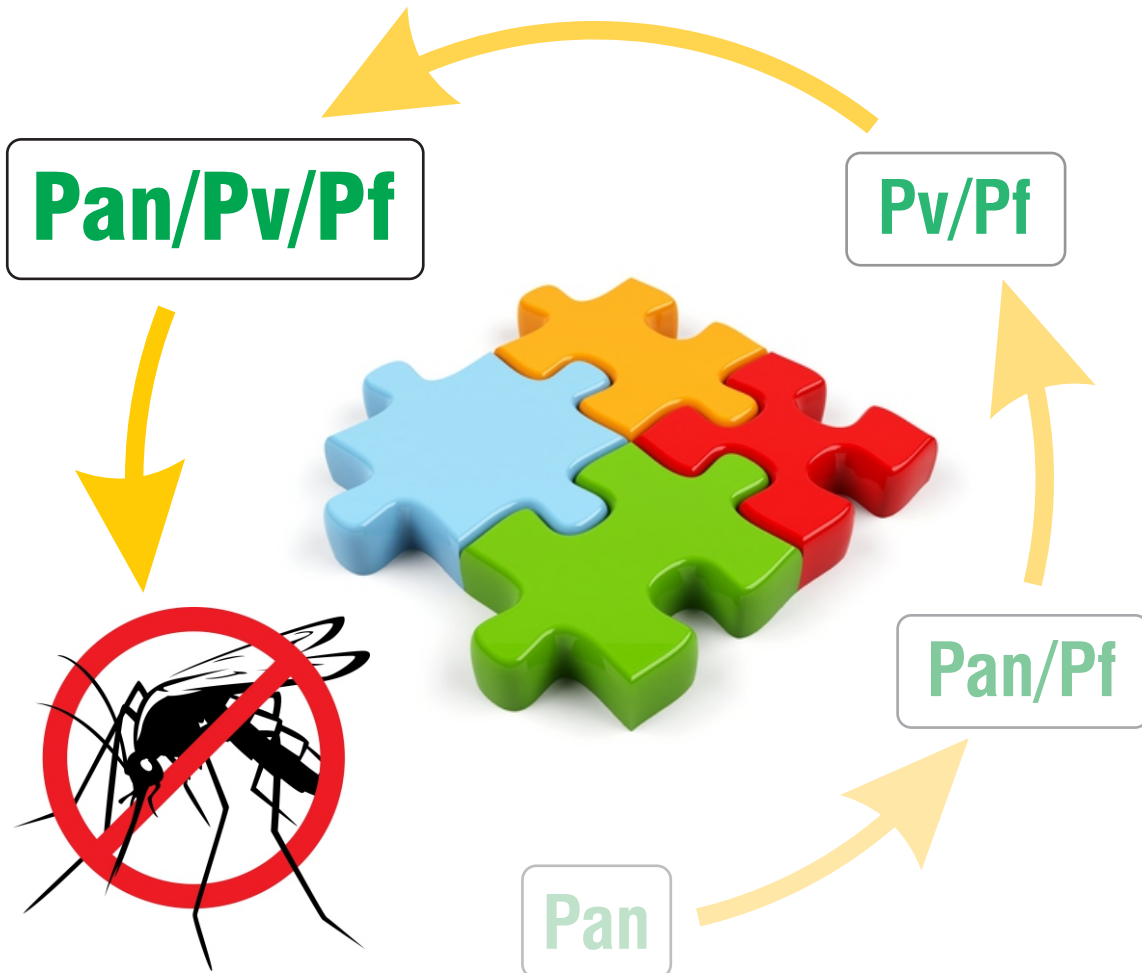



A COMPLETE SOLUTION



Malaria has remained a major cause of morbidity and mortality in Tropical and sub-tropical regions of the world. So, enhancement of accurate malaria diagnosis is now more imperative than ever. • Pan screens out Malaria cases • Pan/Pf rule out *P. falciparum* and other Malarial species • Pv/Pf provide True speciation of the “Big Two” • Pan/Pv/Pf with advantage of 3 for the detection & differentiation of the “Big Two”, as well as screening of other minor species i.e., *P. ovale* and *P. malariae*. So, Detect, Differentiate & Monitor....


...With
paramax-3
In Malaria Diagnosis

Advanced 2nd generation
Malaria rapid diagnostic test...

paramax-3

Rapid Test for Malaria Pan/Pv/Pf

RDT for detection of *P. falciparum*, *P. vivax* & other malarial species.




- Detection and differentiation of *P. falciparum*, *P. vivax*, *P. ovale* & *P. malariae* infection.
- True speciation of the "Big Two" i.e. *P. falciparum* & *P. vivax* through specific Pf HRP 2 & Pv - pLDH bands.
- Indirect speciation between *P. v.*, *P. o.* & *P. m.* infection through Pv pLDH and Pan specific pLDH band.
- Detection of mixed infection of *P. falciparum* & *P. vivax*.
- Sensitivity and specificity in excess of 98% for *P. falciparum* & *P. vivax* and other malaria species.
- Useful for monitoring successful therapy through vivax specific and Pan specific pLDH bands.
- Test results are interference protected from Heterophile antibodies.
- Well suited for field conditions, on-site diagnosis, pathological labs and reference labs, alike - uses whole blood from finger prick or primary tube, as a sample.
- Easy to use, rapid, simple test procedure, 20 minutes assay.
- Storage 4-30°C.

INTERPRETATION OF RESULT



Test negative for malaria



Test positive for *P. f.* and/or mixed infection



Test positive for *P. v.* and/or mixed infection



Test positive for other species



Test positive for mixed infections



Test invalid



Zephyr Biomedicals

(A Division of Tulip Diagnostics (P) Ltd.)

Gitanjali, Tulip Block, Dr. Antonio do Rego Bagh, Alto Santacruz, Bambolim Complex Post Office, Goa - 403 202, INDIA.

Tel.: +91 832 2458546-50 Fax : +91 832 2458544 E-mail : sales@tulipgroup.com Website : www.tulipgroup.com

Malaria
RDT that

SEEK • DETECT • ENSURE